

# How to Learn from Your E-Class?

Log in the **e-Class** whenever & whichever devices which is convenient for you.

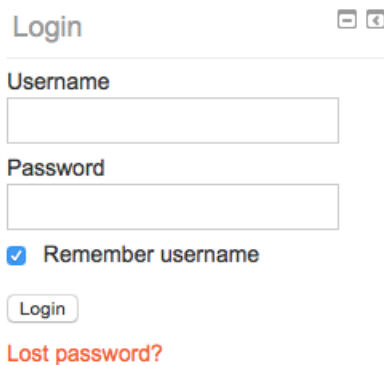
Follow these **4 easy steps**:

**1. Visit the website** asean-commarts.stou.ac.th

**2. Click on “online learning” and “log in e-class”.**



**3. Log in using your **mystou.net** account provided by the university at the moment of registration.**


A screenshot of a login form. At the top left is the word 'Login' with a minus sign and a refresh icon to its right. Below this are two input fields: 'Username' and 'Password'. Under the 'Password' field is a checked checkbox labeled 'Remember username'. At the bottom left is a 'Login' button. Below the button is a red link that says 'Lost password?'.

## 4. Access your courses.


My courses



 17701 Communication Arts for ASEAN

 17702 Philosophy and Communication Theory

 17703 Paradigm and Communication Arts Research

 17704 Comparative Communication Studies for ASEAN

[All courses ...](#)

All requirements are clearly stated in your study guides, which you will receive on the first day of class.

There are due dates you are expected to meet, but there are usually no requirements for what time of day-or even which day-you need to log in to read and download lectures, view assignments, reply to discussions and take self-assessment exercises.

Once the course begins, your lectures and assignments will be posted in our e-Class and will remain there for the entire semester.

The tools for submitting your work are built right into the e-Class, including an assignment tool, a testing tool, an academic drop box, a professional social network, and even a Blog where you can share your experiences and ideas not only with your Professors and your classmates, but also with anyone interested in Communication and Media in ASEAN.